



DÍA

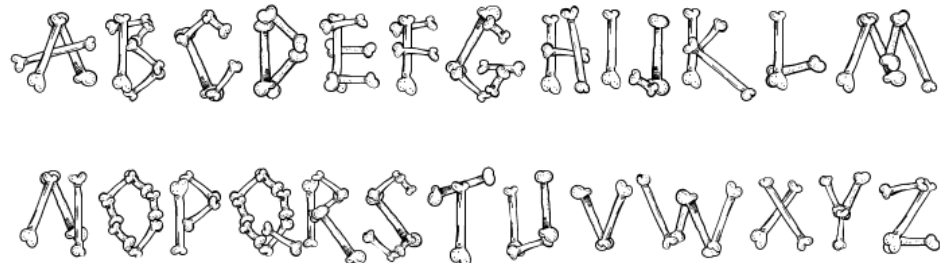
de los

MUERTOS

DAY OF THE DEAD

Day of the dead

- **2 hours to Complete**
- Create a research page over a double page in your sketchbook (or 2 A4 pages/1 A3 sheet of paper) about the day of the dead. Use the following slides for information and font for inspiration. Be creative and make it colourful! (use felt tips or colouring pencils)
- **DON'T COPY PASTE!**
- Use M, C, M, O to annotate your page. Answer these three questions on your research page: 1. What is the Day of the Dead? 2. What kind of art do people in Mexico to celebrate it? 3. How did it start?



MCMO

To analyse a piece of artwork you can use MCMO as a guideline for your thoughts. In Art 'analyse' means to look carefully at something and comment on what you can see. The MCMO way of analysing will help you to look at every part of the artist's work; Here's how it works:



METHOD- What technique has the artist used? What material has the artist used? What makes you think this? How did the artist make this? What size do you think it is? Why?



CONTENTS- What is the content? What are you seeing? What is in the image? Describe what you see. Does it remind you of anything else?



MEANING- What is the artwork about? What was the artist thinking/trying to say? What mood is the artwork- what tells you this? Is there a message or an idea being communicated? Why did the artist create this?



OPINION- your own thoughts. Do you like or dislike the work and why?

Day of the dead

- In Mexico, the Day of the Dead, or El Día de Los Muertos, is celebrated as religiously as the Catholic holidays of All Saints Day and All Souls Day. Festivities begin at midnight on October 31. November 1 is believed to be when children who have passed can return to be with their families for 24 hours, while on November 2 we honor the adults who have died. Far from a ghoulish holiday, El Dia de Los Muertos is a time to remember the departed and to celebrate their lives.
- *“The life of the dead is placed in the memory of the living.”*

Marcus Tullius Cicero



FREE PRINTABLE MASK
FOR PERSONAL USE ONLY

Day of the dead

Traditionally, families honor the dead by gathering at home or at the gravesites and serving the favorite foods of the departed at the graveside or leaving it as an offering. The belief is that the spirits of the departed need food and drink to sustain them in their travels between this world and the next. Although it's best known as a Mexican holiday, El Dia de los Muertos is celebrated in throughout Latin America.



© Suzanne Barbezat

Day of the dead

The Day of the Dead is celebrated by building a special altar, or *ofrenda*, with specific items that carry meaning. Part of the celebration includes cleaning the gravesites of the departed. Along with food and drink offerings, arches of marigolds are a common decoration.



Day of the dead

Traveling between this world and the next is hard work. To sustain the spirits as they travel food and drink is placed on the altars, usually favorite dishes of the departed. Each altar also includes Water, Salt and Bread as well as a washbasin for the dead to spruce up when they return.

Decorated sugar skulls are a particularly unique Day of the Dead tradition. The molded sugar skulls are meant to represent the life and individuality of the departed.



Day of the dead

For more information please check the following videos.

<https://www.youtube.com/watch?v=sSawpU81cl>

<https://www.youtube.com/watch?v=O1q0e2AN4V4>

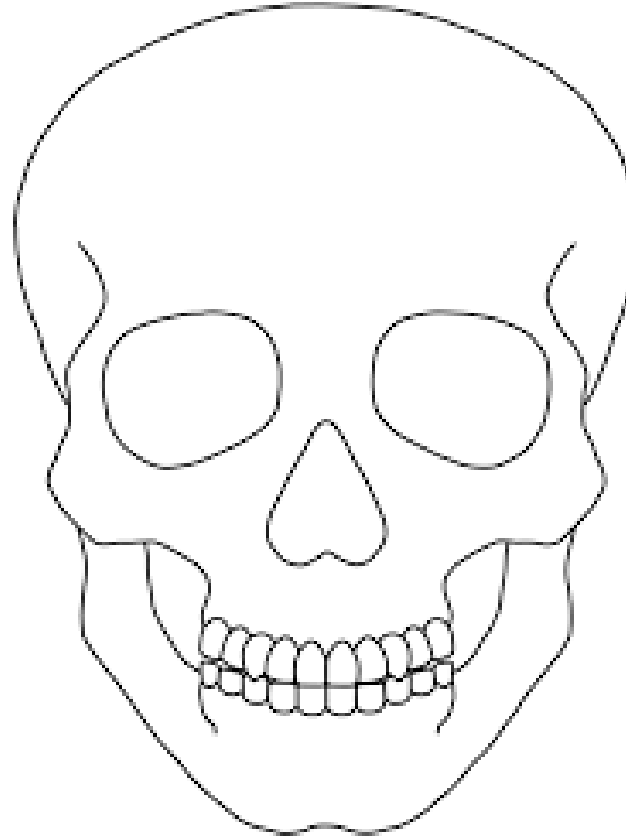


Day of the dead

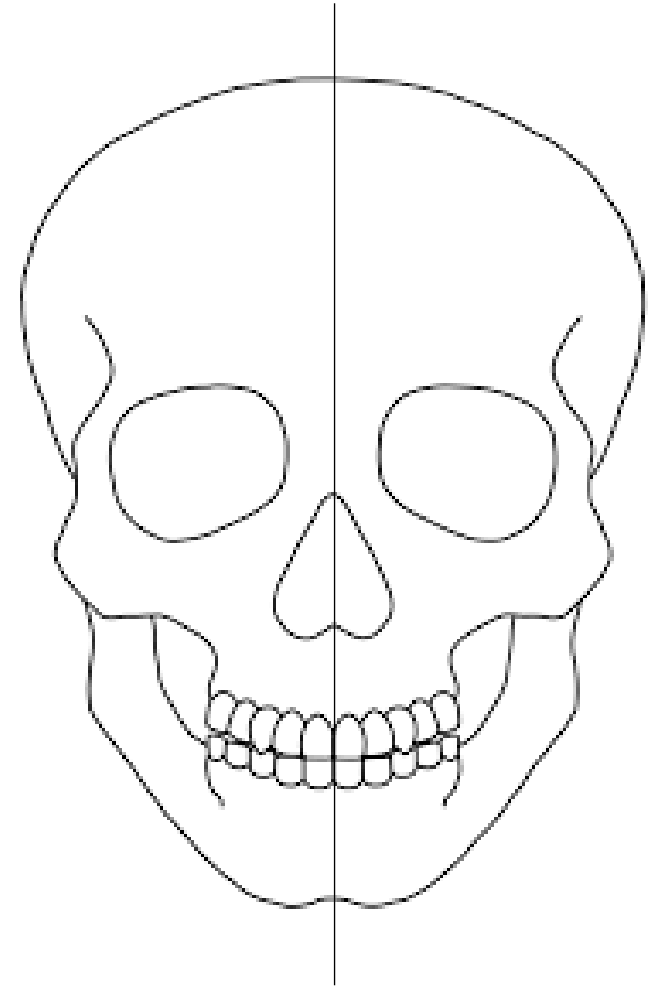

TASK:

Draw and decorate a day of the dead skull.

- Copy the first skull on the right onto an A4 piece of paper (sketch, fade, outline). Make sure both sides are symmetric.
- Add flowers, leaves and other decorations (sketch, fade, outline), add strong colours. Also make sure these are also symmetric on both sides.
- Check the next slide for visual tips on symmetry.



FREE PRINTABLE MASK
FOR PERSONAL USE ONLY





FREE PRINTABLE MASK
FOR PERSONAL USE ONLY



FREE PRINTABLE MASK
FOR PERSONAL USE ONLY